


XL A10

Honeycomb pleated blind Bottom Up with chain drive



-
- Design: freely suspended system with cord operation and variable curtain
- Fixed top rail, adjustable bottom profile
- Suitability: for vertical rectangular windows
- Installation: screwed into the recess, on the architrave, on the wall
- Operation: by plastic chain, metal chain or cord
- Operating side freely selectable
- Profile colour: white, silver, anthracite or black

This pleated blind is mounted only on the headrail and hangs freely downwards. It is operated via a chain (plastic or metal) or a cord. You can set the operating side to the right or left. Thanks to the integrated cord brake, you can position the pleated blind at any height. In addition to a large selection of fabrics, in 25mm or 38mm honeycomb cells size, you can choose from various profile colours (white, silver, anthracite, black) and metal or colour-matching plastic chain.

The screw-mounted pleated blind can be mounted in the glazing bead, on the window frame, or on the wall. Please also refer to the corresponding MOTIONBLIND PDF and measuring instructions.

MIN

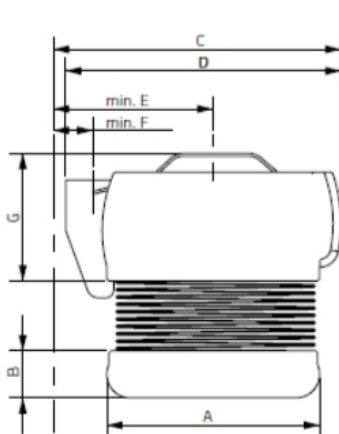
min. width: 360 mm

min. height: 200 mm

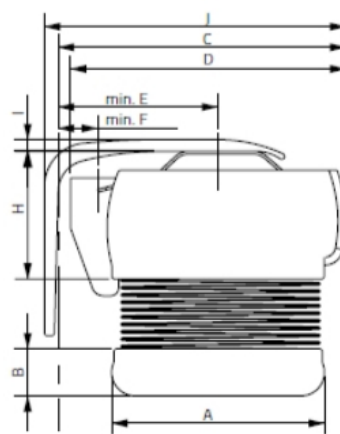
MAX

max. width: 2500 mm, available to 3000 mm with an additional charge. (please ask)

max. height: 2700 mm



Without bracket



With bracket



plastic chain



metal chain

	A	B	C	D	E	F	G	H	I	J
mm	55	12	73	70	min. 40	min. 10	33	31	3	77
in	2.2	0.5	2.9	2.8	min. 1.6	min. 0.4	1.3	1.2	0.1	3.0